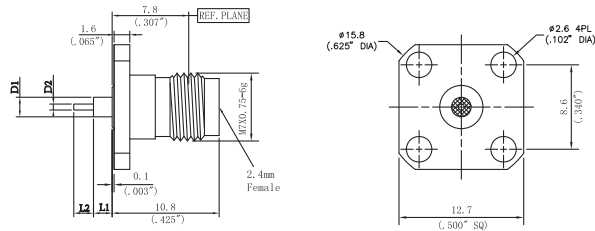
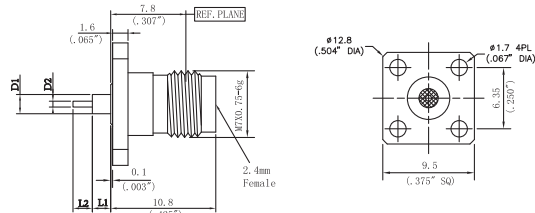


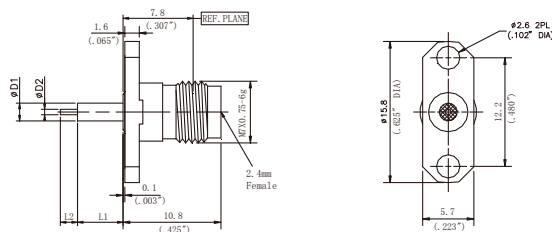
■ Outline drawing



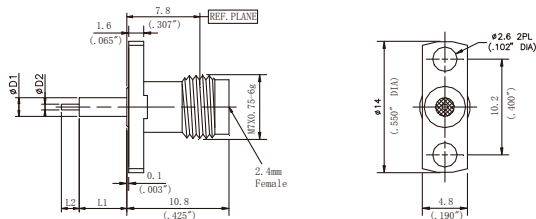
Type	WD24FP0403F01	WD24FP0503F01
ØD1	1.67mm/0.158"	1.67mm/0.158"
ØD2	0.3mm/0.012"	0.3mm/0.012"
L1	1.4mm/0.055"	3.0mm/0.118"
L2	1.5mm/0.059"	1.5mm/0.059"



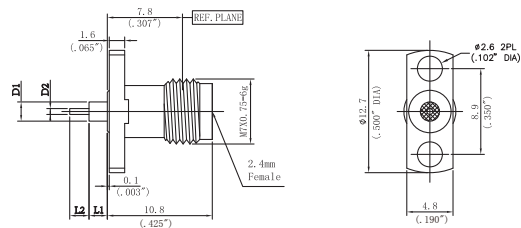
Type	WD24FP0403F02	WD24FP0503F02
ØD1	1.67mm/0.158"	1.67mm/0.158"
ØD2	0.3mm/0.012"	0.3mm/0.012"
L1	1.4mm/0.055"	3.0mm/0.118"
L2	1.5mm/0.059"	1.5mm/0.059"



Type	WD24FP0403F04	WD24FP0503F04
ØD1	1.67mm/0.158"	1.67mm/0.158"
ØD2	0.3mm/0.012"	0.3mm/0.012"
L1	1.4mm/0.055"	3.0mm/0.118"
L2	1.5mm/0.059"	1.5mm/0.059"



Type	WD24FP0403F05	WD24FP0503F05
ØD1	1.67mm/0.158"	1.67mm/0.158"
ØD2	0.3mm/0.012"	0.3mm/0.012"
L1	1.4mm/0.055"	3.0mm/0.118"
L2	1.5mm/0.059"	1.5mm/0.059"



Type	WD24FP0403F06	WD24FP0503F06
ØD1	1.67mm/0.158"	1.67mm/0.158"
ØD2	0.3mm/0.012"	0.3mm/0.012"
L1	1.4mm/0.055"	3.0mm/0.118"
L2	1.5mm/0.059"	1.5mm/0.059"