

# SPDT 40GHz Terminated Failsafe / Latching

## ◆ RF Characteristics

Frequency (GHz)	Ins.loss (dB)	Isolation (dB)	VSWR	RF Power CW (W)
DC-6	0.3	70	1.3	40
6-12	0.4	60	1.4	30
12-18	0.5	55	1.5	25
18-26.5	0.6	50	1.6	12
26.5-32	0.7	50	1.7	8
32-40	0.9	50	1.9	5

## ◆ Operating Voltage/Coil Current

Operating Voltage(V)		12	24	28
Coil Current (mA)	Failsafe	350	200	180
	Latching	400	200	185

\* It can be selected according to user requirements

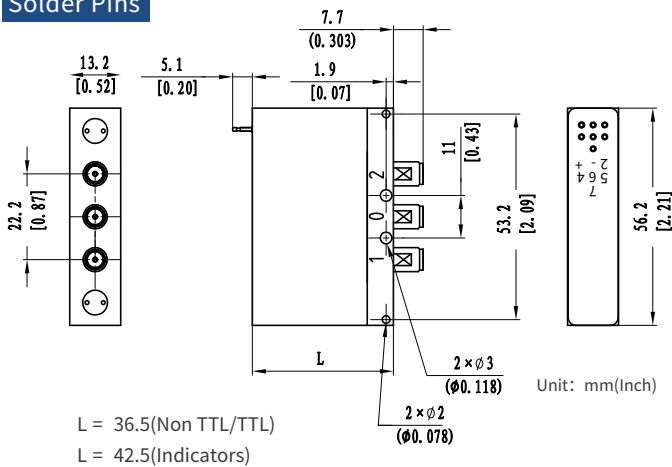
TTL	TTL Low(V)	TTL High	
	0-0.3	3~5V	20mA

Indicators	Withstand Voltage V (max)	Current capacity mA (max)	Resistance Ω (max)
	50	100	15

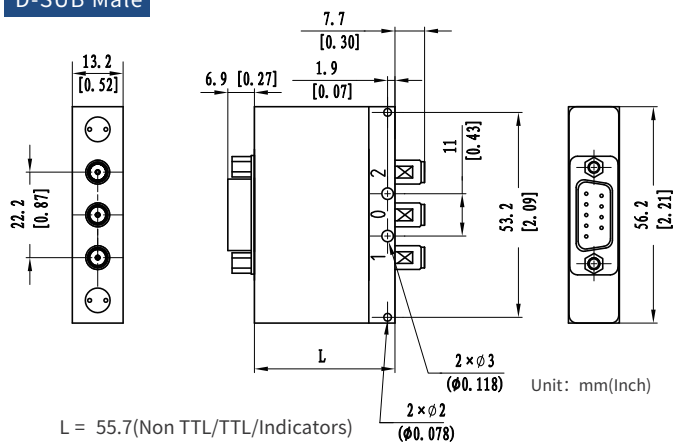
\* Connect VDC & GND before the function operates

## ◆ Outline Drawing

### Solder Pins



### D-SUB Male



## ◆ Product Functions

- DC to 40GHz
- Low loss, Low VSWR, High Isolation
- 2.92 Connector
- Selectable TTL driver control

## ◆ Specifications

Switching Sequence: Break before Make

Switching Time: 15ms max

Storage temperature: -55°C~85°C

Operating temperature: -25°C~65°C(Standard)  
-45°C~85°C(Extended1)  
-55°C~85°C(Extended2)

Mechanical Life Cycles: 2 million cycles

RF Connectors: 2.92 Female

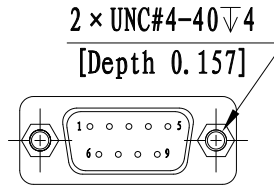
Impedance: 50Ω

Mechanical Shock,Non-Operating: 50G、1/2 Sine、11 ms

Vibration Operating: 20-2000 Hz、10G RMS

控制接口: 插针/D-SUB 9P / 插针/SMA 1P

Weight: 70g



DB9 male

◆ Truth Table

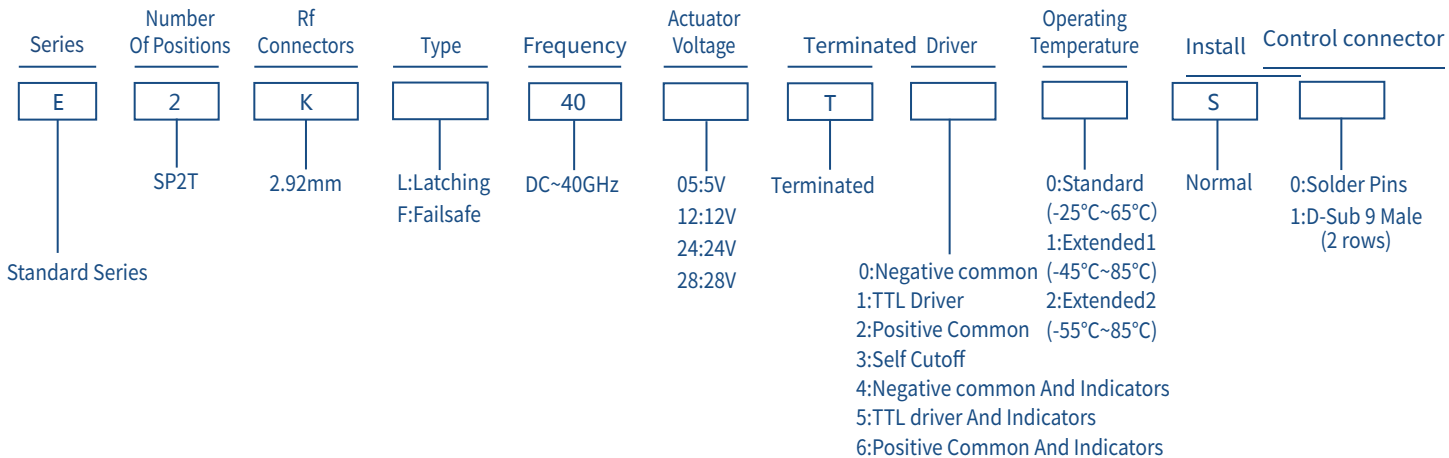
Failsafe Non TTL		
Actuator Terminals		RF Connector
Solder Pins/D-SUB 9Pin Male		
Pin No.	Define	No Power,RF 1-0
1	V	RF 2-0
2	N/A	-
3	GND	-
4	Ind.1	Indicators RF 1-0
5	Ind.2	
6	Ind.com	
7	VDC	
8~9	N/A	-

Failsafe TTL		
Actuator Terminals		RF Connector
Solder Pins/D-SUB 9Pin Male		
Pin No.	Define	No Power,RF 1-0
1	VDC	RF 2-0
2	TTL	-
3	GND	-
4	Ind.1	Indicators RF 1-0
5	Ind.2	
6	Ind.com	
7~9	N/A	-

Latching Non TTL		
Actuator Terminals		RF Connector
Solder Pins/D-SUB 9Pin Male		
Pin No.	Define	-
1	V1	RF 1-0
2	V2	RF 2-0
3	GND	-
4	Ind.1	Indicators RF 1-0
5	Ind.2	
6	Ind.com	
7	VDC	
8~9	N/A	-

Latching TTL		
Actuator Terminals		RF Connector
Solder Pins/D-SUB 9Pin Male		
Pin No.	Define	-
1	VDC	-
2	TTL	RF 1-0
3	GND	-
4	TTL	RF 2-0
5	Ind.1	Indicators RF 1-0
6	Ind.2	
7	Ind.com	
8~9	N/A	-

◆ Product Selection



★ EXP: E2KL4005T00S0: Standard Series、SP2T、2.92mm、Latching、DC~40GHz、5V、Terminated、Negative common、Standard、Normal、Solder Pins.